



11th Fragility Fracture Network Global Congress 2023

FFN

3-6 October 2023 ▪ Oslo, Norway

Dear author

Thank you for submitting your work to the FFN Global Congress in Oslo 2023. A poster allows your colleagues to study your work for as long as they wish and enables more personal interaction with those interested in your work. Hence, you are encouraged to be present at your poster for lunch breaks and other breaks. The posters will be organized thematically, so you may have interesting conversations with your neighboring authors.

- . All abstracts accepted as physical posters will be presented at the Congress as physical wall posters in a display area in room Forum adjacent to the foyer and in the foyer area.
- . The abstract content must be presented, including all authors, and contact information (e.g., email address, WhatsApp user, telephone number) for at least one author.
- . In addition, funding and potential conflicts of interest (COI) must be declared.
- . You are welcome to add images, tables, and detailed data to better document your work. Since there will be many other posters, you must make sure your poster is interesting and visually slick if you hope to attract viewers.
- . The posters will have “portrait” format, Paper A0: height 1189 mm x width 841 mm (or 46.8 x 33.1 in), and in any case no larger than H120 x W90 cm. Please feel free to use the poster template at the end of this file if you find it useful.
- . Posters should be posted at the latest during the coffee break Wednesday morning and taken down after the lunch break Friday. We are trying to get enough space to keep all posters up during the whole Congress, but we may have to arrange a change of posters some time Thursday. You will be informed about that as soon as know. A map detailing where your poster should be placed will also be made available before the Congress.

Poster walks. There will be organized poster walks during the lunch breaks covering all four pillars.

Best poster prize. The jury will select posters eligible for the best poster prize based on the abstract, and the winners will be presented in a separate session during the Congress.

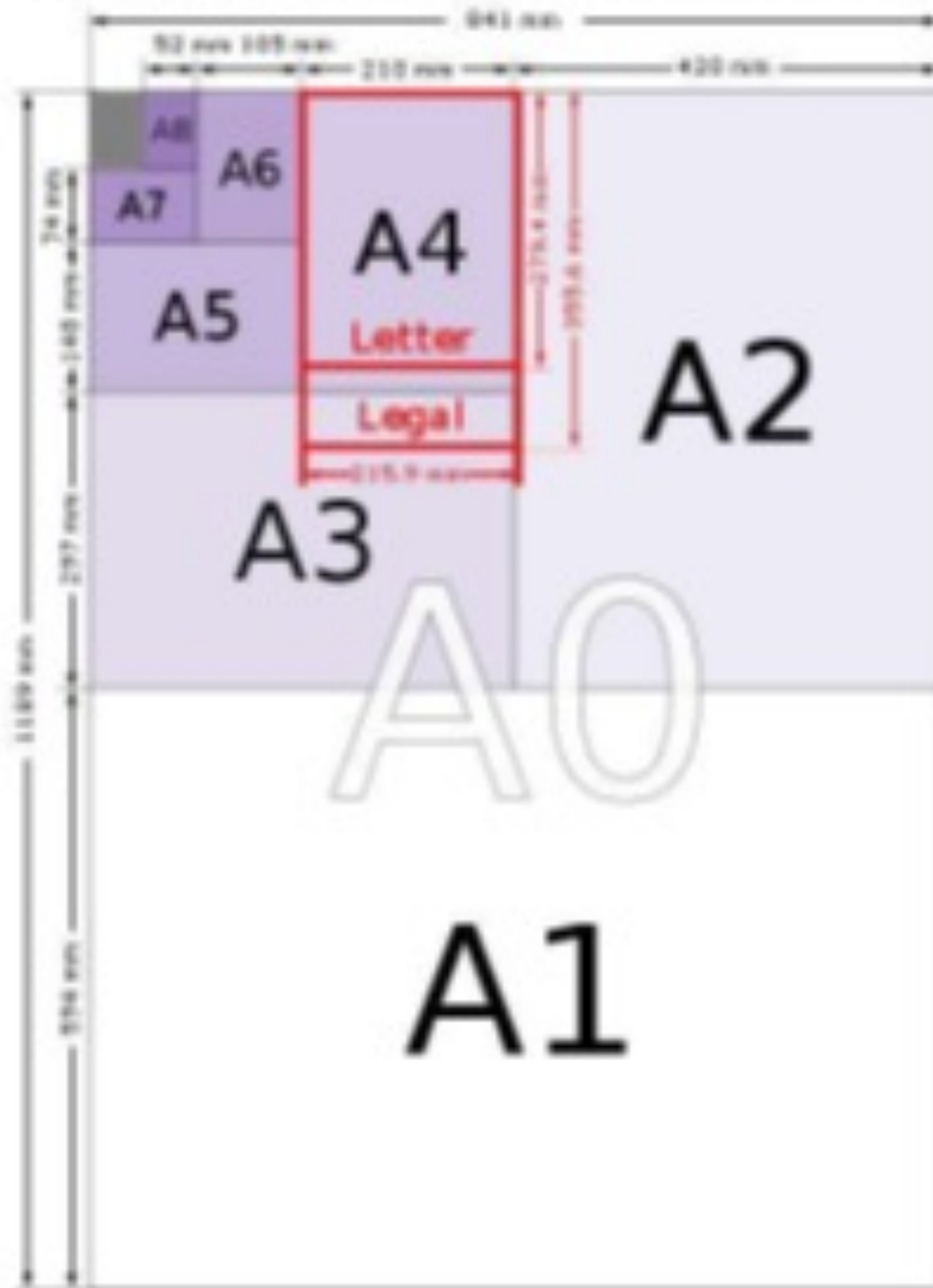
11th Fragility Fracture Network Global Congress 2023

FFN

3-6 October 2023 • Oslo, Norway

Technical support

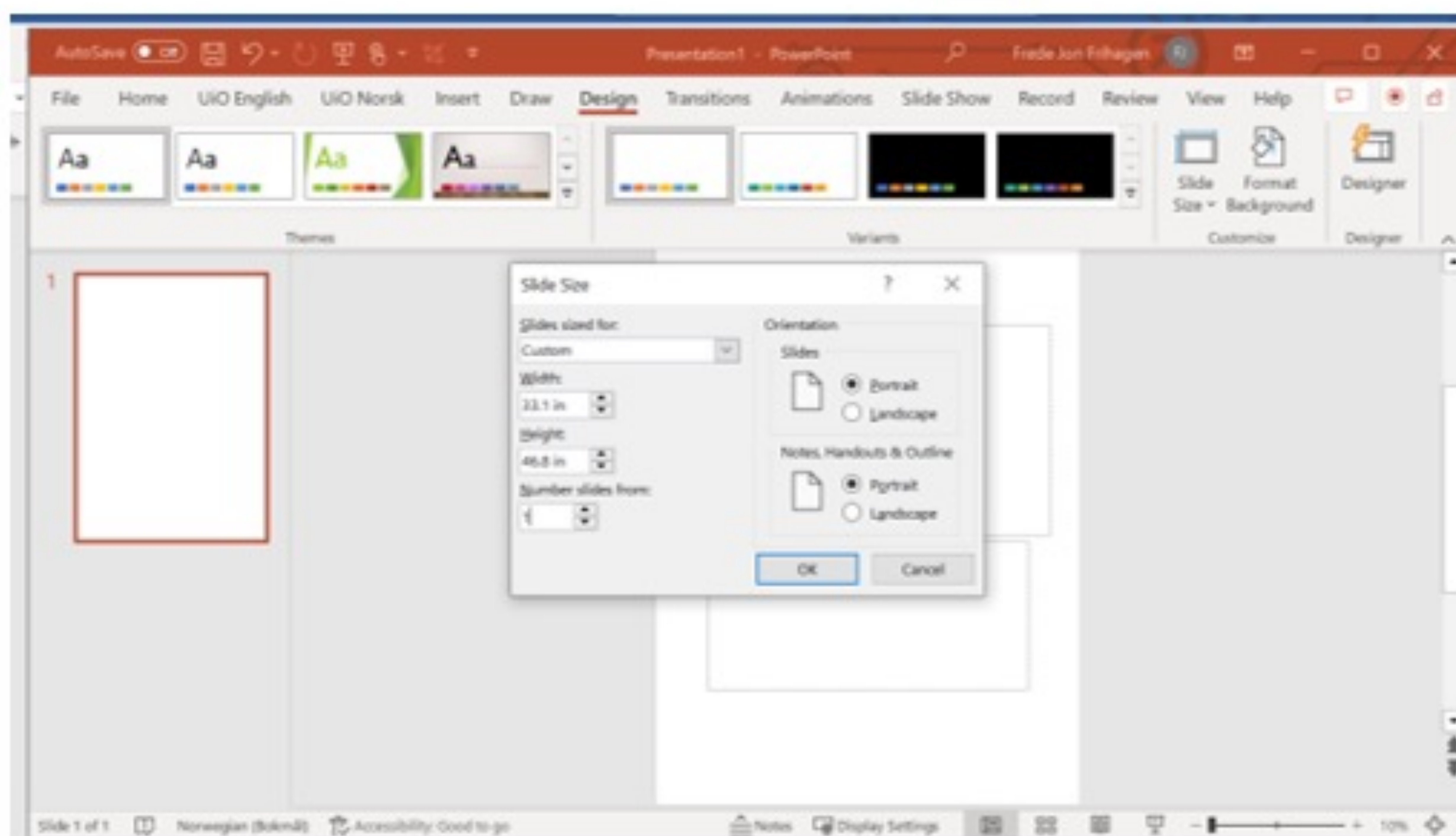
Portrait DIN A0 format (see image below). Dimensions are: **1189 x 841 mm** or **46.8 x 33.1 in**



If you plan to use PowerPoint:

To setup the correct dimensions, please follow the indications below (may vary according to your PowerPoint version)

- Select the tab "Design" of the main [menu](#)
- Choose the option "Page setup" or "Slide Size" or [similar](#)
- Select "Custom" or "Custom slide [size](#)"
- Enter the corresponding values in the fields "Width" and "[Height](#)"



11th Fragility Fracture Network Global Congress 2023

FFN

3-6 October 2023 • Oslo, Norway

Poster title goes here

Authors, FIRST NAME INITIAL, SURNAME, presenting author(s) underlined, Affiliations¹ numbered in superscript)

e.g. B. SMITH¹, N. HARRISON^{2,2} and P. MATTHEWS²

¹ University of New South Wales, Sydney, Australia

² Royal Brisbane Hospital, Brisbane, Australia

INTRODUCTION

You may edit the size of the font, the sections distribution and the colour scheme if wanted. All modifications concerning the background/title display are to be done at a Master Slide level.

RESULTS

Importing / inserting files...

Images such as photographs, graphs, diagrams, logos, etc, can be added to the poster. Avoid long numerical tables as they will be difficult to read.

To insert images, go through the menus as follows: Insert / Picture / From File. Locate the file on your computer, select and press OK. Please ensure all image files are JPEG/PNG, other formats may cause images to get corrupted after saving.

Be aware of the image size you are importing.

Notes about graphs...

For simple graphs use MS Excel, or create the graph directly in PowerPoint.


Graphs created in a scientific graphing program (e.g.. Sigma Plot, Prism, SPSS, Statistics) should be saved as JPEG or TIFF.

AIM

How to use this poster template...

Simply highlight this text and replace it by typing in your own text, or copy and paste your text from a MS Word document or a PowerPoint slide presentation.

The body text / font size should be no smaller than 20 points. Try to keep body text left-aligned, do not justify text.



The recommended font for captions is Calibri, not smaller than 15 pt. Left aligned if it refers to a figure on its left. Try to start the captions right at the top edge of the picture (graph or photo).

METHOD

Tips for making a successful poster...

- Re-write your paper into poster format i.e.. simplify everything, avoid data overkill.
- Headings of more than 6 words should be in upper and lower case, not all capitals. Simplify the titles.
- Try not to write whole sentences in capitals or underline to stress your point, use **bold** characters instead.
- When laying out your poster, leave white space around your text. Don't overcrowd your poster.
- Spell check and get someone else to proof-read.

CONCLUSIONS

Just highlight this text and replace with your own text.

CONFLICTS OF INTEREST

Just highlight this text and replace with your own text.

REFERENCES

Just highlight this text and replace with your own text.

Can be Vancouver style i.e. 1 Meyer J-P et al. The treatment of high grade superficial bladder cancer and carcinoma in situ with BCG – a questionnaire survey of Consultant practice in England and Wales. *Urol Oncol* 2002; 2:: 77-80

CONTACT INFORMATION

Just highlight this text and replace with your own text.